

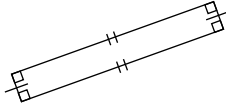


Practice

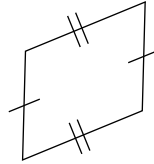
Classifying Quadrilaterals

Give all of the names that apply to each quadrilateral. Then give the name that best describes it.

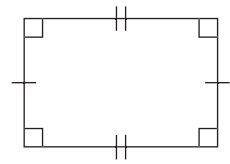
1.



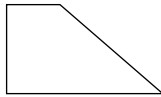
2.



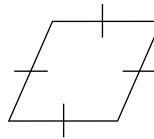
3.



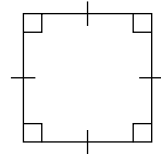
4.



5.




6.



Draw each figure. If it is not possible to draw, explain why.

7. A rectangle that is not a parallelogram.



8. A rectangle that is not a square.

